



Q16pro Gen2 1U

4K Multi-Layer Videowall Processor



Technical Specification

Revision History

Version	Date	Description	Principal
V1.0	2023-03-30	First release	Aster
V1.1	2023-05-19	Revise resolutions	Aster
V1.2	2023-05-21	<ol style="list-style-type: none">1. Add input&output module parameters2. Add video source specifications3. Add notes and cautions	Aster
V1.3	2023-06-12	Update max width and max height of dual HDMI 2.0 & DP 1.2 input module	Aster
V1.4	2023-08-14	<ol style="list-style-type: none">1. Update module parameters2. Add module weights	Aster
V1.5	2023-10-27	Add dual HDMI 1.3 & dual DVI input module	Aster

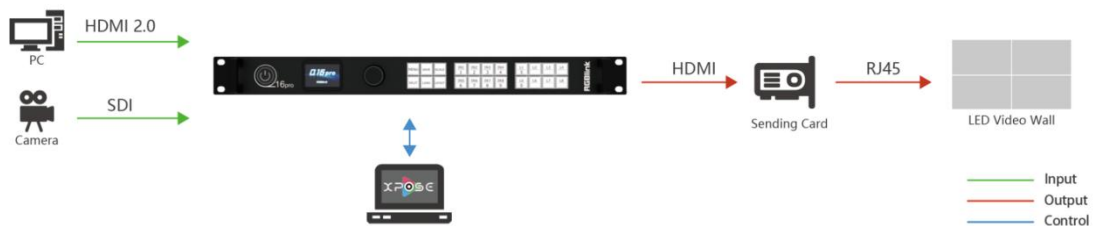
Product Overview

Q16pro Gen2 1U adopts **modular design**, which supports up to **8 inputs**, including quad HDMI 1.3, quad DVI, quad SD/HD/3G SDI, dual HDMI 2.0 & dual DP 1.2, dual HDMI 1.3 & dual DVI, single H.264/265 for 2K and 4K signals; **4 outputs**, with dual HDMI 2.0, dual DP 1.2, quad HDMI 1.3, quad DVI, quad SDI signals optional.

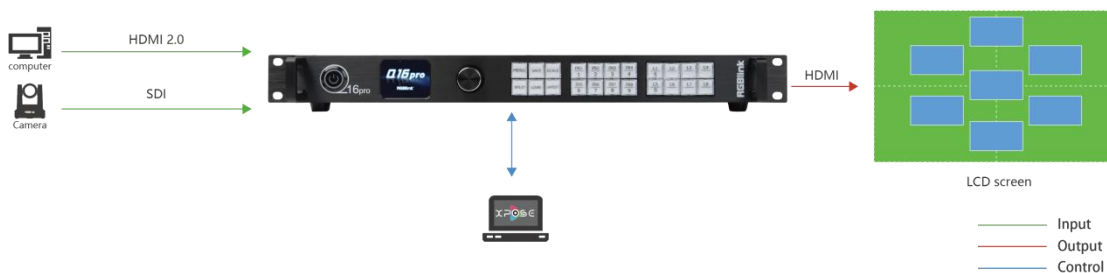
The **standard unit** comes with 4 HDMI 1.3 outputs and builds with local front control panel and remote control interfaces with RS 232 and Ethernet ports.

Q16pro Gen2 1U is available to be **remote controlled** by XPOSE or 3rd party APP / controller by open API. Q16pro Gen2 1U combines rugged design, class-leading video processing and image quality, ultra-low latency, versatile 4K connectivity, livestreaming capabilities, and unmatched ease of use to meet the requirement of the modern commercial display systems application, including live corporate meetings, hybrid events, worship productions, or large-scale LED video wall installations.

Its 8 layers with **roaming capacity** and **layer can cross over each output without layer counting up**.



Q16pro Gen2 1U_Application Diagram 1



Q16pro Gen2 1U_Application Diagram 2

Features

Inputs & Outputs

- **2 types of device configuration**
 - * Q16pro Gen2 1U 2K Standard
 - 1 x Host (with Communication Module)
 - 1 x Quad HDMI 1.3 Input Module
 - 1 x Quad HDMI 1.3 Output Module
- **6 types of pluggable input modules, user configurable**
 - * Quad HDMI 1.3 Input Module
 - * Quad 3G SDI Input Module
 - * Quad DVI Input Module
 - * Dual HDMI 1.3 & Dual DVI Input Module
 - * Dual HDMI 2.0 & Dual DP 1.2 Input Module
 - * Single IP Input Module
- **5 types of pluggable output modules, user configurable**
 - * Q16pro Gen2 1U
 - 1 x Host (with Communication Module)
 - * Quad HDMI 1.3 Output Module
 - * Dual DP 1.2 Output Module
 - * Dual HDMI 2.0 Output Module
 - * Quad DVI Output Module
 - * Quad SDI Output Module

Key Features

- Modular design with flexible input & output combinations
- Dual OSD rolling subtitles for 2K output module
- De-interlacing function
- Support 8 screens spanning the output port without occupying layers
- 4K@60 input & output
- Custom EDID & output resolutions
- Control via XPOSE and RGBlink OpenAPI
- Connect to the webcam for decoding

Device Controls

- **XPOSE Software Control**
Q16pro Gen2 1U can be connected to the XPOSE software for smart and convenient device management.
- **Panel Control**
Front panel operation.
- **Remote Control**
Connect remote controller to USB port of the communication module.

Appearance

Front Panel






Name	Description
Power Button	<ul style="list-style-type: none"> Press the button to power on or power off the device. Button light turns red when powered on.
LCD Panel	Display current status of the device, and provide interactive choices in conjunction with buttons on the front panel.
Knob	<ul style="list-style-type: none"> Rotate the knob to select a item. Press the knob to confirm the operation.
Buttons	<ul style="list-style-type: none"> MENU: 1) Enter main menu; 2) Back to the previous menu. SAVE: Push SAVE+Digital Button to save scenes to SCENE1-16. SCALE: Adjust width, height, H position and V position of layers. SPLIT: Select layout for Split Mode. LOAD: Push LOAD+Digital Button to load scenes. LAYOUT: Select layout for Presentation Mode. IN1-IN8: 1) Input signal selection buttons; 2) 1, 2, 3, 4, 6, 7, 8, 9 digital button. L1-L8: 1) Layer selection buttons; 2) L1 and L5 as 5, 0 digital button
Handles	For carrying device.
Rack Mount Ears	Use with the load-bearing screws to fix device on the rack.




Note: Please refer to < Q16pro Gen2 1U User Manual > for more details of buttons.

Rear Panel





Name	Description
Input Slots	<ul style="list-style-type: none"> Support quad HDMI 1.3, quad DVI, quad 3G SDI, dual HDMI 2.0 & dual DP 1.2, dual HDMI 1.3 & dual DVI, single IP and other optional input modules  purple tip indicates input
Output Slots	<ul style="list-style-type: none"> Support quad HDMI 1.3, quad DVI, quad SDI, dual HDMI 2.0, dual DP 1.2 and other optional output modules  blue tip indicates output
Communication Module	<ul style="list-style-type: none"> 1xLAN, 1xRS 232, 1xUSB  yellow tip indicates communication
Power Module	1xIEC power socket
Interface Protector	Used to pull out device, fix cables and protect interfaces from collision


Module Specification


INPUT MODULE			
Input Module 1: Quad HDMI 1.3 Input Module			
		Key Features <ul style="list-style-type: none"> • Fully modular architecture • Support HDMI(with HDCP) inputs • Input resolution up to 1920×1080@60Hz • EDID management • Support hot swap 	
Connectors	Input	4xHDMI-A	
Performance	Resolution	SMPTE/VESA 1024×768p@60/75/85 1280×720p@60 1280×800p@60 1280×1024p@60/75/85 1360×768p@60 1366×768p@60 1400×1050p@60 1440×900p@60 1600×1200 p@60 1680×1050p@60 1920×1080p@30/50/60 1920×1080i@50/59.94/60 Custom	
	Custom Resolutions	Support	1920×1200p@60 2048×1152p@60
		Not supported	3840×640p@60 640×3840p@60 2560×960p@60 1536×1536p@60 3840×1080 p@30
		Note: Resolutions listed above have been tested already, for other custom resolutions not mentioned, please refer to the actual use.	
	Max Width/Height	<ul style="list-style-type: none"> • Max width: 2048 (2048x1080p@60) • Max height: 3072 (576x3072p@60) 	
	Frame Rate	60Hz	
	Overall Bandwidth	207W	
	EDID Management	Support	
HDCP	HDCP1.X compliant		
Physical	Weight	0.28kg	
	Dimension	202mm x 190.8mm x 20mm	
Order Code	Product Code	790-1004-01-0	


INPUT MODULE		
Input Module 2: Dual HDMI 2.0 & DP 1.2 Input Module		
		<p>Key Features</p> <ul style="list-style-type: none"> • Fully modular architecture • Support HDMI(with HDCP) inputs • Input resolution up to 4096×2160@60Hz • EDID management • Support hot swap • Choose one of four input signals to use
Connectors	Input	2xHDMI-A 2xDP
Performance	Resolution	<p>SMPTE</p> <p>720x480p@60 720x576p@50 1280x720p@30/50/59.94/60 1920x1080p@23.98/24/25/29.97/30/50/59.94/60 3840x2160p@25/30/50/60 Custom</p>
		<p>VESA</p> <p>640x480p@60/75/85 800x600p@60/75/85 1024x768p@60/75/85 1280x800p@60 1280x1024p@60/75/85 1360x768p@60 1366x768p@60 1440x900p@60 1400x1050p@60 1600x1200p@60 1680x1050p@60 1920x1080p@60 1920x1200p@60 2048x1152p@60 3840x2160p@25/30/50/60</p>
	Custom Resolutions	<p>Support</p> <p>4096x2160p@25/30/50/60</p>
		<p>Not supported</p> <p>NTSC (480i@60) PAL (576i@50) 1280x720p@23.98/24/25/29.97/30 1920x1080i@50/59.94/60</p>
		<p>Note: Resolutions listed above have been tested already, for other custom resolutions not mentioned, please refer to the actual use.</p>
	Max Width/Height	<ul style="list-style-type: none"> • Max width: 4096 (4096x2160p@60) • Max height: 4080 (1920x4080p@60)
	Frame Rate	120Hz
	Overall Bandwidth	829W
EDID Management	Support	
Note	Four input signals can be connected but CANNOT be used simultaneously, ONLY select one to use.	
Physical	Weight	0.27kg
	Dimension	202mm x 190.8mm x 20mm
Order Code	Product Code	790-1004-02-0


INPUT MODULE		
Input Module 3: Quad DVI Input Module		
		<p>Key Features</p> <ul style="list-style-type: none"> • Fully modular architecture • Support HDMI(with HDCP) inputs • Input resolution up to 1920×1080@60Hz • EDID management • Support hot swap
Connectors	Input	4xDVI-I
Performance	Resolution	<p>SMPTE/VESA</p> <p>1024×768p@60/75/85 1280×720p@60 1280×800p@60 1280×1024p@60/75/85 1360×768p@60 1366×768p@60 1400×1050p@60 1440×900p@60 1600×1200p@60 1680×1050p@60 1920×1080p@30/50/60 1920×1080i@50/59.94/60 Custom</p>
	Custom Resolutions	<p>Not supported</p> <p>1920×1200p@60 2048×1152p@60 3840×640p@60 640×3840p@60 2560×960p@60 1536×1536p@60 3840×1080p@30</p> <p>Note: Resolutions listed above have been tested already, for other custom resolutions not mentioned, please refer to the actual use.</p>
	Max Width/Height	<ul style="list-style-type: none"> • Max width: 2048 (2048x1080p@60) • Max height: 3072 (576x3072p@60)
	Frame Rate	60Hz
	Overall Bandwidth	207W
	EDID Management	Support
	HDCP	HDCP 1.X compliant
	Physical	Weight
	Dimension	202mm x 190.8mm x 20mm
Order Code	Product Code	790-1004-03-0


INPUT MODULE		
Input Module 4: Quad 3G SDI (LOOP) Input Module		
		<p>Key Features</p> <ul style="list-style-type: none"> • Fully modular architecture • Input resolution up to 1920×1080@60Hz • Support hot swap
Connectors	Input	8xBNC (4 IN 4 LOOP)
Performance	Resolution	<p>SMPTE</p> <p>1280x720p@50/60 1920×1080i@50/59.94/60 1920x1080p@23.98/24/25/29.97/30/50/59.94/60</p>
	Standard	<ul style="list-style-type: none"> • Support ST-424 (3G), ST292 (HD) standard video inputs. • Support 3G-Level A/Level B (DS mode).
	Frame Rate	60Hz
	Overall Bandwidth	207W
	Interlaced Signal Inputs	Support
Physical	Weight	0.40kg
	Dimension	202mm x 190.8mm x 20mm
Order Code	Product Code	790-1004-04-0


INPUT MODULE		
Input Module 5: Single IP Input Module		
		Key Features <ul style="list-style-type: none"> • Fully modular architecture • Support 16*1080p@30 decoding • Support RTSP/RTMP network protocol • Support hot swap
Connectors	Input	1xUSB-A 1xRJ45
Performance	Resolution	SMPTE 720p@30/50/60 1080p@30/50/60 2160p@30
	Network Protocol	<ul style="list-style-type: none"> • RTSP • RTMP
	Decoding Standard	<ul style="list-style-type: none"> • H.265 Main Profile Level 5.1 • H.264 Baseline/Main/High Profile Level 5.0
Physical	Weight	0.28kg
	Dimension	202mm x 190.8mm x 20mm
Order Code	Product Code	790-1004-05-0


INPUT MODULE			
Input Module 6: Dual HDMI 1.3 & Dual DVI Input Module			
		Key Features <ul style="list-style-type: none"> Fully modular architecture Input resolution up to 1920×1080@60Hz EDID management Support hot swap 	
Connectors	Input	2xHDMI-A 2xDVI-I	
Performance	Resolution	SMPTE/VESA 1024×768p@60/75/85 1280×720p@60 1280×800p@60 1280×1024p@60/75/85 1360×768p@60 1366×768p@60 1400×1050p@60 1440×900p@60 1600×1200 p@60 1680×1050p@60 1920×1080p@30/50/60 1920×1080i@50/59.94/60 Custom	
	Custom Resolutions	Support	1920×1200p@60 2048×1152p@60
		Not supported	3840×640p@60 640×3840p@60 2560×960p@60 1536×1536p@60 3840×1080 p@30
		Note: Resolutions listed above have been tested already, for other custom resolutions not mentioned, please refer to the actual use.	
	Max Width/Height	<ul style="list-style-type: none"> Max width: 048 (2048x1080p@60) Max height: 3072 (576x3072p@60) 	
	Frame Rate	60Hz	
	Overall Bandwidth	207W	
	EDID Management	Support	
HDCP	HDCP1.X compliant		
Physical	Weight	0.28kg	
	Dimension	202mm x 190.8mm x 20mm	
Order Code	Product Code	791-0004-01-0	


OUTPUT MODULE		
Output Module 1: Dual DP 1.2 Output Module		
		Key Features <ul style="list-style-type: none"> • Fully modular architecture • Output resolution up to 3840×2160@60Hz • Support hot swap
Connectors	Output	2xDP
Performance	Resolution	SMPTE/VESA 1024x768p@60 1280x720p@50/59.94/60 1280x800p@60 1280x1024p@60 1360x768p@60 1366x768p@60 1400x1050p@60 1440x900p@60 1600x1200p@60 1680x1050p@60 1920x1080p@23.98/24/25/29.97/30/50/59.94/60 1920x1200p@60 2560x816p@60 2048x1152p@60 2560x1440p@60 2560x1600p@60 3840x1080p@60 3840x2160p@25/29.97/30/50/59.94/60 Custom
	Custom Resolutions	Support 4096x2160p@25/29/30/50/59 Not supported 1920x1080i@50/59.94/60 4096x2160p@29.97/59.94/60 7680x1080p@60 Note: Resolutions listed above have been tested already, for other custom resolutions not mentioned, please refer to the actual use.
	Max Width/Height	<ul style="list-style-type: none"> • Max width: 4320 (4320x1080p@60) • Max height: 4000 (1920x4000p@60)
	Frame Rate	120Hz
	Overall Bandwidth	829W
	Physical	Weight
	Dimension	202mm x 190.8mm x 20mm
Order Code	Product Code	791-0004-21-0

OUTPUT MODULE			
Output Module 2: Quad HDMI 1.3 Output Module			
		Key Features <ul style="list-style-type: none"> • Fully modular architecture • Output resolution up to 2048×1152@60Hz • Support hot swap 	
Connectors	Output	4xHDMI-A	
Performance	Resolution	SMPTE/VESA 1024×768p@60/75/85 1280×720p@59.94/60 1280×800p@60 1280×1024p@60/75/85 1360×768p@60 1400×1050p@60 1440×900p@60 1600×1200p@60 1680×1050p@60 1920×1080p@30/50/60 1920×1080i@50/59.94/60 1920×1200p@60 2048×1152p@60 Custom	
	Custom Resolutions	Support	2560×960p@60 1536×1536p@60 3840×640p@60 3840×1080p@30
		Not supported	1366×768p@60 640×3840p@60
		Note: Resolutions listed above have been tested already, for other custom resolutions not mentioned, please refer to the actual use.	
	Max Width/Height	<ul style="list-style-type: none"> • Max width:3840 (3840x640p@60) • Max height: 3552 (576x3552p@60) 	
	Frame Rate	60Hz	
Overall Bandwidth	245W		
Physical	Weight	0.27kg	
	Dimension	202mm x 190.8mm x 20mm	
Order Code	Product Code	790-1004-22-0	


OUTPUT MODULE			
Output Module 3: Quad DVI Output Module			
		Key Features <ul style="list-style-type: none"> Fully modular architecture Output resolution up to 2048×1152@60Hz Support hot swap 	
Connectors	Output	4xDVI-I	
Performance	Resolution	SMPTE/VESA 1024×768p@60/75/85 1280×720p@59.94/60 1280×800p@60 1280×1024p@60/75/85 1360×768p@60 1400×1050p@60 1440×900p@60 1600×1200p@60 1680×1050p@60 1920×1080p@30/50/60 1920×1080i@50/59.94/60 1920×1200p@60 2048×1152p@60 Custom	
	Custom Resolutions	Support	2560×960p@60 1536×1536p@60 3840×640p@60 3840×1080p@30
		Not supported	1366×768p@60 640×3840p@60
		Note: Resolutions listed above have been tested already, for other custom resolutions not mentioned, please refer to the actual use.	
	Max Width/Height	<ul style="list-style-type: none"> Max width: 3840 (3840×640p@60) Max height: 3552 (576×3552p@60) 	
	Frame Rate	60Hz	
Overall Bandwidth	245W		
Physical	Weight	0.28kg	
	Dimension	202mm x 190.8mm x 20mm	
Order Code	Product Code	790-1004-23-0	

OUTPUT MODULE			
Output Module 4: Dual HDMI 2.0 Output Module			
		Key Features <ul style="list-style-type: none"> • Fully modular architecture • Output resolution up to 3840x2160@60Hz • Support hot swap 	
Connectors	Output	2xHDMI-A	
Performance	Resolution	SMPTE/VESA 1024x768p@60 1280x720p@50/59.94/60 1280x800p@60 1280x1024p@60 1360x768p@60 1366x768p@60 1400x1050p@60 1440x900p@60 1600x1200p@60 1680x1050p@60 1920x1080p@23.98/24/25/29.97/30/50/59.94/60 1920x1200p@60 2560x816p@60 2048x1152p@60 2560x1440p@60 2560x1600p@60 3840x1080p@30/60 3840x2160p@25/29.97/30/50/59.94/60 Custom	
	Custom Resolutions	Support	4096x2160p@25/29/30/50/59
		Not supported	1920x1080i@50/59.94/60 4096x2160p@29.97/59.94/60 7680x1080p@60
		Note: Resolutions listed above have been tested already, for other custom resolutions not mentioned, please refer to the actual use.	
	Max Width/Height	<ul style="list-style-type: none"> • Max width: 4320 (4320x1080p@60) • Max height: 4000 (1920x4000p@60) 	
	Frame Rate	120Hz	
Overall Bandwidth	829W		
Physical	Weight	0.28kg	
	Dimension	202mm x 190.8mm x 20mm	
Order Code	Product Code	790-1004-26-0	

OUTPUT MODULE		
Output Module 5: Quad 3G SDI Output Module		
		Key Features <ul style="list-style-type: none"> • Fully modular architecture • Output resolution up to 1920×1080@60Hz • Support hot swap
Connectors	Output	4xBNC
Performance	Resolution	SMPTE 1280x720p@50/59.94/60 1920x1080i@50/59.94/60 1920x1080p@23.98/24/25/ 29.97/30/50/59.94/60
	Frame Rate	60Hz
	Overall Bandwidth	207W
Physical	Weight	0.34kg
	Dimension	202mm x 190.8mm x 20mm
Order Code	Product Code	790-1004-29-0

COMMUNICATION MODULE		
Communication Module: Communication Module with LAN, RS232, USB		
		Key Features <ul style="list-style-type: none"> • Fully modular architecture • Support hot swap
Connectors	Type	Description
	1xLAN	Ethernet port for system upgrade and remote control via XPOSE.
	1xRS232	Serial port for system upgrade and remote control via XPOSE.
	1xUSB	USB port, used to connect remote controller.
Physical	Weight	0.30kg
	Dimension	202mm x 190.8mm x 20mm

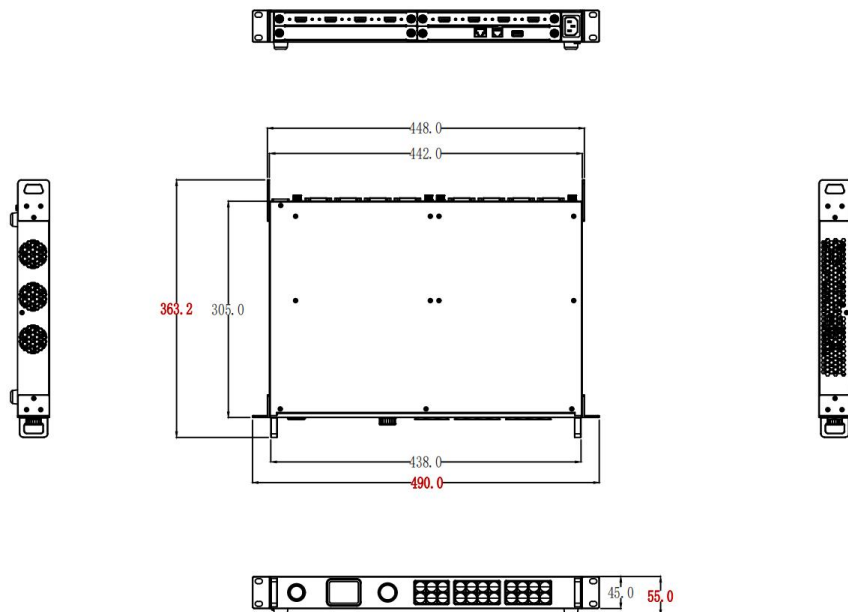
Others



Name	Description
Ground Screw	Increase the safety and reliability, and avoid accidents such as fire and explosion caused by static electricity.
Shockproof Foot	Four shockproof pads to support device and protect device away from inevitable knocks under transportation.

Dimensions

Dimension of Q16pro Gen2 1U: 490mm x 363.2mm x 55mm



unit: mm

Product Technical Specification

Physical	Specification	1U	
	Net Dimension	490mm x 363.2mm x 55mm	
	Package Dimension	530mm x 440mm x 120mm	
	Net Weight	3.8kg	
	Packaged Weight	5.5kg	
	Module Weight	Quad HDMI 1.3 Input Module	0.28kg
		Dual HDMI 2.0 & DP 1.2 4K@60 Input Module	0.27kg
		Quad DVI Input Module	0.27kg
		Quad 3G SDI Input Module	0.40kg
		Single IP Input Module	0.28kg
		Dual DP 1.2 Output Module	0.26kg
		Quad HDMI 1.3 Output Module	0.27kg
		Quad DVI Output Module	0.28kg
		Dual HDMI 2.0 Output Module	0.28kg
Quad SDI Output Module		0.34kg	
Communication Module	0.30kg		
What's included	2 x HDMI Cable 1 x Network Cable 1 x DB9 to RJ11 Cable 1 x Power Cable 1 x Anti-static Bag		
Supported Standards	SDI	SD/HD/3G	
	HDMI	2.0 (HDCP 2.2 supported)	
	DVI	1.0	
	DP	1.2	
	IP	H.265	
Power	Input Voltage	AC 100V-240V, 50/60Hz	
	Max Power	65W	
Working Environment	Temperature	-5°C ~ 45°C	
	Humidity	10%~85%, RH	
Certificate	CE, FCC, RoHS		



Note: Power consumption may vary depending on various factors such as product settings, usage, and environment. Specifications are correct at time of printing and subject to change or alteration without notice!

Video Source Specifications

INPUT		Features		
		Bit Depth	Color Space/Sampling	Input Resolutions
Input Module 1	HDMI 1.3	8bit	RGB4:4:4	1920x1080@60
			YUV4:4:4	
			YUV4:2:2	
		10bit	RGB4:4:4	1920x1080@30
			YUV4:4:4	
			YUV4:2:2	
		12bit	RGB4:4:4	1920x1080@30
			YUV4:4:4	
		Input Module 2	DVI	8bit
YUV4:4:4				
YUV4:2:2				
10bit	RGB4:4:4			1920x1080@30
	YUV4:4:4			
	YUV4:2:2			
12bit	RGB4:4:4			1920x1080@30
	YUV4:4:4			
Input Module 3	SDI			10bit
Input Module 4	HDMI 2.0	8bit	RGB4:4:4	3840x2160@60
			YUV4:4:4	
			YUV4:2:2	
	Note	<ul style="list-style-type: none"> For requirements of other resolutions, frame rates and bit depths on input module, please contact RGBlink for customization. YUV4:2:0 is not supported. 		
OUTPUT		Features		
		Bit Depth	Color Space/Sampling	Output Resolutions
Output Module 1	HDMI 1.3	8bit	RGB4:4:4	1920x1080@60
			YUV4:4:4	
			YUV4:2:2	
		10bit	RGB4:4:4	1920x1080@30
			YUV4:4:4	
			YUV4:2:2	
		12bit	RGB4:4:4	1920x1080@30
			YUV4:4:4	
		Output Module 2	DVI	8bit
YUV4:4:4				
YUV4:2:2				
10bit	RGB4:4:4		1920x1080@30	

			YUV4:4:4	1920x1080@30
			YUV4:2:2	
		12bit	RGB4:4:4	
		YUV4:4:4		
Output Module 3	HDMI 2.0	8bit	RGB4:4:4	3840x2160@60
			YUV4:4:4	
			YUV4:2:2	
Output Module 4	DP 1.2	8bit	RGB4:4:4	3840x2160@60
			YUV4:4:4	
			YUV4:2:2	
	Note	<ul style="list-style-type: none"> • For requirements of other resolutions, frame rates and bit depths on output module, please contact RGBlink for customization. • YUV4:2:0 is not supported. 		

Notes and Cautions

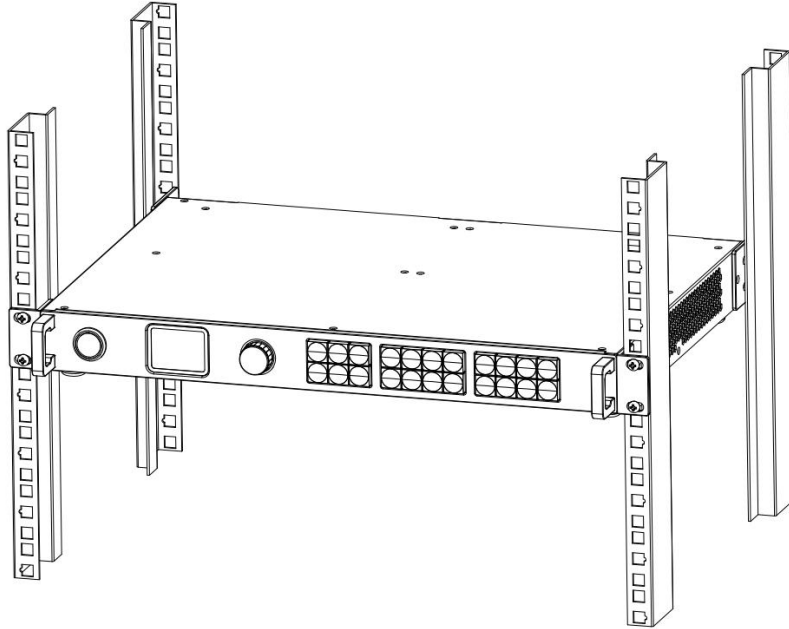
Notes for Battery

The general safety information in this summary is for operating personnel.

- **Do Not Remove Covers or Panels** — There are no user-serviceable parts within the unit. Removal of the top cover will expose dangerous voltages. To avoid personal injury, do not remove the top cover. Do not operate the unit without the cover installed.
- **Power Source** — This product is intended to operate from a power source that will not apply more than 230 volts rms between the supply conductors or between both supply conductor and ground. A protective ground connection by way of grounding conductor in the power cord is essential for safe operation.
- **Grounding the Product** — This product is grounded through the grounding conductor of the power cord. To avoid electrical shock, plug the power cord into a properly wired receptacle before connecting to the product input or output terminals. A protective-ground connection by way of the grounding conductor in the power cord is essential for safe operation.
- **Use the Proper Power Cord** — Use only the power cord and connector specified for your product. Use only a power cord that is in good condition. Refer cord and connector changes to qualified service personnel.
- **Use the Proper Fuse** — To avoid fire hazard, use only the fuse having identical type, voltage rating, and current rating characteristics. Refer fuse replacement to qualified service personnel.
- **Do Not Operate in Explosive Atmospheres** — To avoid explosion, do not operate this product in an explosive atmosphere.

Notes for Installation

When the product needs to be installed on the rack, 4 screws at least M5*12 should be used to fix it. The rack for installation shall bear at least 42kg weight.



- **Safety Precautions** — To protect users from electric shock, ensure that the chassis connects to earth via the ground wire provided in the AC power Cord. The AC Socket-outlet should be installed near the equipment and be easily accessible.
- **Unpacking and Inspection** — Before opening device shipping box, inspect it for damage. If you find any damage, notify the shipping carrier immediately for all claims adjustments. As you open the box, compare its contents against the packing slip. If you find any shortages, contact your sales representative.
- **Site Preparation** — The environment in which you install your device should be clean, properly lit, free from static, and have adequate power, ventilation, and space for all components.
- **Mechanical Loading** — Mounting of the device in the rack should be such that a hazardous condition is not achieved due to uneven mechanical loading.

Order Codes

Product Code	Item
712-0004-05-0	Q16pro Gen2 1U 2K Standard: 1 x Host (Communication Module Included) 1 x HDMI 1.3 Input Module 1 x HDMI 1.3 Output Module
712-0004-05-1	Q16pro Gen2 1U: 1 x Host (Communication Module Included)
790-1004-01-0	Q16pro Gen2 1U Quad HDMI 1.3 Input Module
790-1004-02-0	Q16pro Gen2 1U Dual HDMI 2.0 & Dual DP 1.2 4K@60 Input Module
790-1004-03-0	Q16pro Gen2 1U Quad DVI Input Module
790-1004-04-0	Q16pro Gen2 1U Quad 3G SDI Input Module
790-1004-05-0	Q16pro Gen2 1U Single IP Input Module
791-0004-01-0	Q16pro Gen2 1U Dual HDMI 1.3 & Dual DVI Input Module
791-0004-21-0	Q16pro Gen2 1U Dual DP 1.2 Output Module
790-1004-22-0	Q16pro Gen2 1U Quad HDMI 1.3 Output Module
790-1004-23-0	Q16pro Gen2 1U Quad DVI Output Module
790-1004-26-0	Q16pro Gen2 1U Dual HDMI 2.0 Output Module
790-1004-29-0	Q16pro Gen2 1U Quad SDI Output Module

Xiamen RGBlink Science & Technology Co Ltd

Headquarter: Room 601A, No. 37-3 Banshang community, Building 3, Xinke Plaza, Torch Hi-Tech Industrial Development Zone, Xiamen, China

Website: www.rgblink.com | **Tel:** +86-0592-5771197 | **Fax:** +86-0592-5788216 | **E-mail:** sales@rgblink.com



©2023 RGBlink All rights reserved.

www.rgblink.com